


# BEST PRACTICES FOR DATA MANAGEMENT & USAGE - VNR 2021



وزارة التخطيط والتنمية الاقتصادية  
Ministry of Planning and Economic  
Development





## Progress in Data Richness

Data improvement and richness was materialized on the background of producing:

### VNR 2021



Presenting Egypt's  
3<sup>rd</sup> VNR after 2016  
and 2018.

### SDS 2030 Updates



Due to the Economic  
Reforms program 2016  
and the outbreak of  
COVID-19.

### Citizen Plan

وزارة التخطيط والتنمية الاقتصادية  
Ministry of Planning and Economic  
Development



Enhancing community  
participation,  
transparency, and  
accountability.

### FFD Report



Tackling the whole  
spectrum of FFD and  
identifying key  
priorities.



## Macro data / Administrative Data

Macro data enabled Egypt to better strategize, strive towards the greatest impact, and be resilient in the face of shocks.

### Assessing the Impact of Reforms



Richness of the data enabled Egypt to assess the impact of the economic reforms adopted since 2016 on poverty and inequality.

### Aspiring to Sustainable & Inclusive Development



Data shows that Egypt is positioned on a launchpad for a sustainable and inclusive development.

Inflation, GDP, unemployment, budget deficit, international reserves.

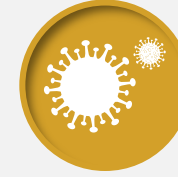
### Launching the 2<sup>nd</sup> Phase of the Structural Reform Program



To continue the path of the reforms, GOE launched the 2<sup>nd</sup> wave of the National Structural Reform Program.

Focusing on sectoral structural reforms.  
Agriculture, Industry, and ICT

### Quick Reaction to the Pandemic



A series of rapid response policies and stimulus package (2% of the GDP) directed to the vulnerable and hardly hit sectors.

Policies based on protection, mitigation and resilience.  
[www.policytracker.mped.gov.eg](http://www.policytracker.mped.gov.eg)



## Micro data (HIECS, LFS and EC)

Micro data enabled Egypt to reach for localization and improve the targeting of programs & initiatives.

### A System of Governorate-Level Reports



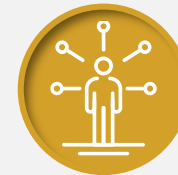
By MPED & UNFPA  
Documenting the progress and efforts  
towards achieving the SDGs per governorate.

32 indicators  
for 11 SDGs

Highlighting SDGs  
that need more  
intervention



### Haya Karima (Decent Life) Initiative



Data-driven initiative,  
Worth ~USD 32 million

**Improving the quality of life** in poorest  
villages, through revamping infrastructure,  
improving access to basic services,  
education, healthcare and decent jobs.





## Egypt's 3<sup>rd</sup> VNR: Measuring the Progress Towards the SDGs

Due to the availability of data & the GoE's Efforts to collect, monitor and validate data, it was successful this year, to measure the progress towards the 17 SDGs



### Matching to UN Indicators:

According to the Global indicator framework for the Sustainable Development Goals – or proxies



### Documenting Partnerships:

On ground efforts and initiatives led by non-state actors (civil society, private sector, UN agencies and ministries.


**Participatory approach/**

**(4) Consultation sessions**



### Tracking Government Efforts:

- Public Programs
- Public Initiatives
- Updated Strategies
- Strategic Interventions



### Measuring COVID-19 Impact & GoE Response:

- Constructing scenarios for the impact of the pandemic with the help of stakeholders (such as IFS)
- Scenarios show projections to 2030 with and without government intervention



## Data Strengths and Limitations

### Social Protection and Quality of Life Determinants



### Climate Change



### Social Justice and Equalities



### Infrastructure and Sustainable Communities



### Industry and Innovation



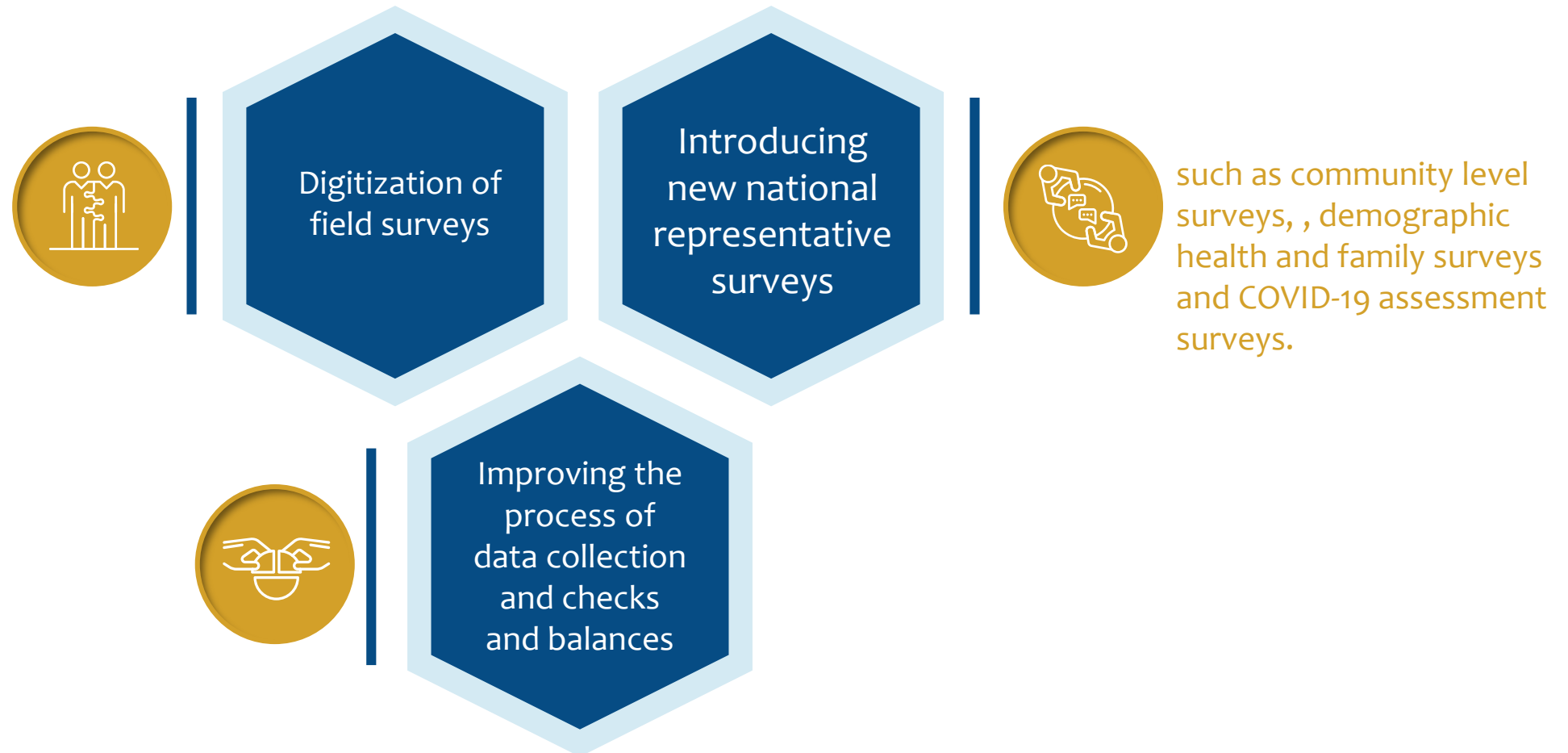
### Governance and Partnerships





## Way Forward

To bridge the data limitations, we are working to improve the national strategy for statistics along with CAPMAS:



# THANK YOU



وزارة التخطيط والتنمية الاقتصادية  
Ministry of Planning and Economic  
Development

